

Terrace pass



*Easy to care for,  
naturally strong ...*



[www.torrotimber.com/en](http://www.torrotimber.com/en)



In using **GCC (German Compact Composite)**, a wood-polymer material has been developed that is a true all-rounder. The composite primarily consists of **75% wood fibres** that undergo a patented process in order to supplement them with environmentally-friendly additives and polymers. The **"Made in Germany"** material is **free from PVC** and is highly versatile. Products made from GCC are very resilient and have a low thermal expansion due to the high level of natural fiber filling. As our material is wood-based, natural processes change the colour and feel over time. We deliberately refrain from chemical sealing and, instead, rely on the ability of the natural product to protect itself. Over 15 years of experience and development speak for the material; we don't make any promises we can't keep!

Do not take anything from nature, but give it a future. Our innovative wood material is manufactured true to the great subject of **sustainability** and this is our highest priority. We reflect on the **natural cycle** and only produce using wood that comes from **sustainable native forestry management to 100%**. Our products can also be recycled: new life can be breathed into old torroTIMBER® deck board by them being reused in the production process.





# Closed materials cycle

If anything is certain to lie in our genes, then it is the Cradle to Cradle® principle. This describes material cycles in which products and raw materials respectively, always circulate recurringly – no waste exists. We operate special systems for the taking back of the products that we have been making from GCC wood products since 2005 so that we can consistently implement this recycling economy. This enables us to receive and use existing material resources without a loss of quality, in addition to use being able to expand and manufacture products of the highest quality standard - without an additional consumption of natural raw materials.

You will find returns dealers here:  
[www.torrotimber.com/en/retailer](http://www.torrotimber.com/en/retailer)



**GCC conforms to Cradle to Cradle Certified® Gold Standard\*.** Our GCC (German Compact Composite) material has been awarded the Cradle to Cradle Certified® Gold. The certification is awarded by the Cradle to Cradle Products Innovation Institute. This means that our GCC material has received the confirmation that is both **human and ecotoxicologically harmless as far as all of the contents are concerned** at a global level of quality. The ecological evaluation of the integrated water management and the climate-neutral energy concept during production and the high level of social standards at our production site in Germany round off the comprehensive material and process evaluation in an integrated manner. GCC is therefore conforming with the highest eco-effectiveness standard.

The certification proves that our products make a contribution to the positive sustainability evaluation of buildings.

\* Cradle to Cradle Certified® is a registered trademark of the Cradle to Cradle Products Innovation Institute. Cradle to Cradle Certified® Gold, Version 3.1, Renewal 27 Aug 2022, For more certification information, go to [www.torrotimber.com](http://www.torrotimber.com)

	BRONZE	SILVER	GOLD	PLATINUM
 <b>Material Health</b>				
 <b>Material Reutilization</b>				
 <b>Renewable Energy</b>				
 <b>Water Stewardship</b>				
 <b>Social Fairness</b>				

# Construction Timber Range

The torroTIMBER® construction timber range is made for all kinds of ideas and captivates with its great flexibility. Numerous outdoor designs can be created using the enclosed rhombus profile and the construction plank.

## Construction plank


The construction plank is your key to infinite creativity. The construction planks are available in a total of nine colours so that they serve a customised implementation of garden elements and furniture. Everything is possible with construction timber; whether a sandpit, a raised gardening bed or a bench.



## The colour variants of the rhombus profile



## The colour variants of the construction plank





## Rhombus profile – for stylish panels!

You can use the rhombus profile as a tasteful wooden cladding or as closing strips for your new terrace. The solid profiles in seven colours captivate with an attractive colour gradient and skilfully insert themselves in all environments. **Fixing is possible either visibly with screws or concealed using stainless steel clips.** The rhombus profiles can also be mounted within a multiple field system with a max. axial dimension of 80 cm or in a single field system with max. 60 cm. The profiles are easy to care for and can be mounted with a narrow joint clearance (min. 5 mm).

The rhombus profile is available in seven colours.  
You will find the entire colour diversity on the opposite page.

























Assembly of the rhombus profile:  
[www.torrotimber.com/en/downloads](http://www.torrotimber.com/en/downloads)
























# Colour maturation of the torroTIMBER® terrace decks


The colour range of the torroTIMBER® terrace decks orients itself towards the colours of nature and harmoniously integrate themselves in all gardens. Slight colour deviations and nuances are desirable as they underline the look of the wood.

Natural processes change the colouring and the feel in time as our material is based on wood and we consciously dispense with chemical sealing. The decks only gain their final appearance after they have been subjected to weathering for 6-8 months. A patina is formed in the scope of the colour maturation. Colour differences that are production-related or that can result from the decks being laid at different moments in time adjust to each other. Presented marbling can therefore become more noticeable during the first 6 months. The colour change is delayed if the terrace is covered and is depending on the strength of the weathering.

Trend <sup>16</sup> x 163		Trend <sup>19</sup> x 130		Trend <sup>25</sup> x 138		Glacier <sup>16</sup> x 193	
							
							
							
TERRA	GRAPHITE	TERRA	GRAPHITE	UMBRA	TITAN	TERRA	GRAPHITE

Dolomit <sup>16</sup> x 193		Dolomit <sup>19</sup> x 145		Dolomit <sup>19</sup> x 245		
						
						
						
BROWN	GREY	FOKUS BROWN	FOKUS GREY	ECRU	JADE	PLATIN
						After laying
						After 1-2 months*
						After 6-8 months*

\* The figures illustrate an example of the colours available for delivery and their natural colour maturation process



### Simply wait

Your terrace is full of life and that's a good thing! Don't worry about traces of use or instances of "polishing" that are caused by the furniture. Weathering usually causes traces of use on the deck board surface to disappear over time. So sit back and relax! However, if you want to do something about it, just clean your terrace regularly. This ensures that fewer visible traces of use occur.

### Simply real natural fibres

Due to the natural raw material, small inclusions of bast and natural fibres may occur. These fibres often rise to the surface after being subjected to weathering and water absorption. The majority of these inclusions will disappear once again over time if the terrace is used normally. They can also be mechanically removed if they are bothersome. The product will not be damaged.

### Simply clean with water

Everyone knows that it's not possible to control the weather. The formation of water marks as a result of precipitation or dust deposits are a natural consequence. They occur particularly frequently in the transitional area of covered areas as well as in uncovered areas. Unfortunately, these edges cannot be completely avoided. However, they are easy to remove with clear water. Regularly cleaning and maintaining the surfaces has a preventative impact against new water stains and reduces their occurrence over time.



# Tips for the right terrace care

After setting up a terrace, the deck should be cleaned to wash off production dusts. Regular care minimises permanent deposits such as pollen, dust or the settlement of organic substances. We recommend to clean the terrace thoroughly at least 2x per annum (and more frequently if necessary). The outdoor temperature should be at least 15°C when doing so. Our recommendation: a gradient of at least 2 % makes the terrace care easier as waterlogging and water marks are avoided to a great extent. This is the only possibility for water to flow off the terrace without difficulty so that the self-cleaning effect of the decks can be activated and their durability is ensured.

## Clean as follows:

1. Sweep dry and loose dirt off the terrace deck.
2. Sufficiently water the entire terrace deck and keep moist for at least 15 minutes.
3. Clean the terrace deck using our GCC scrubber.  
If a deeper clean is required, please also use a surface cleaner with a rotating brush.
4. Thoroughly rinse with clear tap water and pull off with water.



## Powerful cleaning with GCC scouring powder

Use the scouring powder to thoroughly clean very dirty torroTIMBER® terraces. It is free of surfactants and other chemicals and does not pose a hazard to the groundwater. Just 2 kg are enough for an area of about 20 m². Do not use on sensitive surfaces or cover them with masking tape, and do not use on co-extruded terrace decks.

Cleaning with scouring powder is carried out between steps 3 and 4 of the terrace care instructions. You will find the instructions for use on the product label. For optimal cleaning success, please use original torroTIMBER® scrubber and handle.

The safety datasheet and the list of ingredients is provided at:

[www.novo-tech.de/service](http://www.novo-tech.de/service)








## Privacy screen fence/Blickfang rail fence – the perfect demarcation possibility!

Enjoy your privacy and emphasise the features: this is possible with our torroTIMBER® Blickfang fencing system. Whether as a privacy screen fence with GCC or stainless steel rails or as a rail fence: doors and gates can be suitably integrated and gradients as well as all types of angles can be tackled without any problems whatsoever. The additional posts are absolutely durable so that we provide you with a 25-year guarantee against rotting in the ground!

You will find the entire fencing range at: [www.torrotimber.com/en/fence](http://www.torrotimber.com/en/fence)

### Privacy screen fence



### Bar fence



After laying

After 1-2 months\*

After 6-8 months\*

\* The figures illustrate an example of the colours available for delivery and their natural colour maturation process

# Imprint



**Publisher:**

NOVO-TECH Trading GmbH & Co. KG,  
Siemensstraße 31, 06449 Aschersleben, Germany

**Concept/design/layout/images:**

FULLHAUS GmbH, Regensburg

Subject to change.

We assume no liability for printing errors.

**Colours and graphics may differ from the original  
due to technical reasons.**

Date: November 26, 2021 // 1st version