

*Easy to care for,
naturally strong ...*

www.torrotimber.de/en



In using **GCC (German Compact Composite)**, a wood-polymer material has been developed that is a true all-rounder. The composite primarily consists of **75 % wood fibres** that undergo a patented process in order to supplement them with environmentally-friendly additives and polymers. The „**Made in Germany**“ material is **free from PVC** and is highly versatile. Thanks to their high resilience and low thermal expansions, GCC products always remain in top shape. Over 15 years of experience and development speak for the material; we don't make any promises we can't keep!

The subject of **sustainability** is of the highest priority when it comes to manufacturing the materials. We reflect on the **natural cycle and only use wood from sustainable European forest management** for the production. The torroTIMBER® decks are returned to the normal production process so that new products can be formed from them.

POWOLIT

Hard shell, many cores. In addition to wood and polymers, **POWOLIT** is also supplemented with **stone granules** in order to create a harder surface. This harder surface makes the material even **stronger and more resistant to stains and loads** compared to conventional wood materials.




Colour maturation of the torroTIMBER® terrace decks

The colour range of the torroTIMBER® terrace decks orients itself towards the colours of nature and harmoniously integrate themselves in all gardens. Slight colour deviations and nuances are desirable as they underline the look of the wood.

Natural processes change the colouring and the feel in time as our material is based on wood and we consciously dispense with chemical sealing. The decks only gain their final appearance after they have been subjected to weathering for 6-8 months. A patina is formed in the scope of the colour maturation. Colour differences that are production-related or that can result from the decks being laid at different moments in time adjust to each other. Presented marbling can therefore become more noticeable during the first 6 months. The colour change is delayed if the terrace is covered and is depending on the strength of the weathering.


Trend¹⁶



Terra

Graphite

Trend¹⁹



Terra

Graphite

Trend²⁵



Umbra

Titan


Glacier¹⁶



Terra

Graphite

Dolomit¹⁶



Brown

Grey

Dolomit¹⁹



Fokus brown

Fokus grey

Dolomit¹⁹-Floor panel



Ecrú

Jade

Platin

After laying


After 1-2 months*

After 6-8 months*


* The figures illustrate an example of the colours available for delivery and their natural colour maturation process



Polishing, e.g. by furniture




Natural fibre inclusion



Water marks



... after weathering



... following mechanical treatment.



... after cleaning with water

Simply wait

Your terrace is full of life and that's a good thing! Don't worry about traces of use or instances of "polishing" that are caused by the furniture. Weathering usually causes traces of use on the deck board surface to disappear over time. Even salt water or pool cleaners leave no washouts or fades on the planks. So sit back and relax! However, if you do want to do something about it, just clean your terrace regularly. This ensures that fewer visible traces of use occur.

Simply real natural fibres

Due to the natural raw material, small inclusions of bast and natural fibres may occur. These fibres often rise to the surface after being subjected to weathering and water absorption. The majority of these inclusions will disappear once again over time if the terrace is used normally. They can also be mechanically removed if they are bothersome. The product will not be damaged.

Simply clean with water

Everyone knows that it's not possible to control the weather. The formation of water marks as a result of precipitation or dust deposits are a natural consequence. They occur particularly frequently in the transitional area of covered areas as well as in uncovered areas. However, they are easy to remove with clear water. Regularly cleaning and maintaining the surfaces has a preventative impact against new water stains and reduces their occurrence over time.



1.



2.



3.



4.

Powerful cleaning

Use the scouring powder to thoroughly clean very dirty torroTIMBER® terraces. It is free of surfactants and other chemicals and does not pose a hazard to the groundwater. Just 2 kg are enough for an area of about 20 m². Do not use on sensitive surfaces or cover them with masking tape, and do not use on co-extruded terrace decks.



Cleaning with scouring powder is done between Step 3 and 4 of the terrace care procedure. You will find application information on the product label. The safety data sheet as well as the list of ingredients can be found at: www.novo-tech.de/service

Tips for the right terrace care

After setting up a terrace, the deck should be cleaned to wash off production dusts. Regular care minimises permanent deposits such as pollen, dust or the settlement of organic substances. We recommend that the terrace be cleaned thoroughly at least 2x per annum (and more frequently if necessary). The outdoor temperature should be at least 15°C when doing so. Our recommendation: a gradient of at least 2 % makes the terrace care easier as waterlogging and water marks are avoided to a great extent. This is the only possibility for water to flow off the terrace without difficulty so that the self-cleaning effect of the decks can be activated and their durability is ensured.

Clean as follows:

1. Sweep dry and loose dirt off the terrace deck.
2. Wet the entire terrace deck adequately and keep it moist for at least 15 minutes.
3. Clean the terrace deck with a firm brush or scrubbing brush. We recommend the additional use of a surface cleaner with rotating brushes should there be an increased cleaning need.
4. Thoroughly rinse the terrace deck off with clear tap water. Remove the water and leave it to dry.



**NEW
PRODUCT**

Rhombus profile – for stylish panels!

You can create tasteful wooden claddings outdoors with rhombus profiles. The solid profiles in the natural colours Fokus grey and Fokus chocolate black captivate with an attractive colour gradient and skilfully fit in with their surroundings. Fastening is possible both visible with screws and hidden with stainless steel clips. The rhombus profiles can be mounted in a multiple field system with a max. axial dimension of 80 cm or in a single field system with max. 60 cm. The profiles are easy to maintain and are attached with a narrow 5 mm joint.



Fokus chocolate black

Fokus grey

Item accessories:
Stainless steel clip



Assembly of the rhombus profile:
www.torrotimber.de/en/downloads



25 year
guarantee
against rotting
in the ground

Privacy fence/Blickfang rail fence – the perfect demarcation possibility!

Enjoy your privacy and emphasise the features: this is possible with our torroTIMBER® Blickfang fencing system. Whether as a privacy fence with GCC or stainless steel rails or as a rail fence: doors and gates can be integrated so that they match and inclines or angles of any kind whatsoever are also not a problem. The additional posts are absolutely durable so that we provide you with a 25 year warranty against them rotting in the soil!

Privacy screen fence




Ecu

Jade

Platin

Bar fence



Terra

Graphite

After laying

After 1-2 months*

After 6-8 months*

* The figures illustrate an example of the colours available for delivery and their natural colour maturation process



Imprint



Publisher:
NOVO-TECH Trading GmbH & Co. KG,
Siemensstraße 31, 06449 Aschersleben, Germany

Concept/design/layout/images:
FULLHAUS GmbH, Regensburg

Subject to change. We assume no liability for printing errors.

Colours and graphics may differ from the original due to technical reasons.

Stand: March 6, 2020 // 1st version

